


## OFS-needle shut-off nozzle type NV



### Application fields:

The OFS-needle shut-off nozzle is actuated pneumatically or hydraulically by a flanged cylinder. This nozzle can also be controlled by a linkage of the machine. Because the controlled closing of the flow path, shorter cycle times are possible and there are less material loss.

The OFS-needle shut-off nozzle is suitable for all thermoplastic materials. The size of the nozzle depends on the injection rate, the material and the screw diameter.

### Advantages:

1. shorter cycle times.
2. possible dosing during lift of aggregate
3. higher process security at the injection moulding
4. compact and robust construction of the nozzle
5. all parts are exchangeable
6. all spare parts are available
7. easy mounting and disassembly
8. easy handling

### - nozzle sizes:

The OFS-needle shut-off nozzle is available in 3 sizes. For selection, the following data could be used:

**type NVI** → screw diameter up to appr. 35 mm

**type NVII** → screw diameter appr. 30 – 80 mm

**type NVIII** → screw diameter from appr. 70 mm

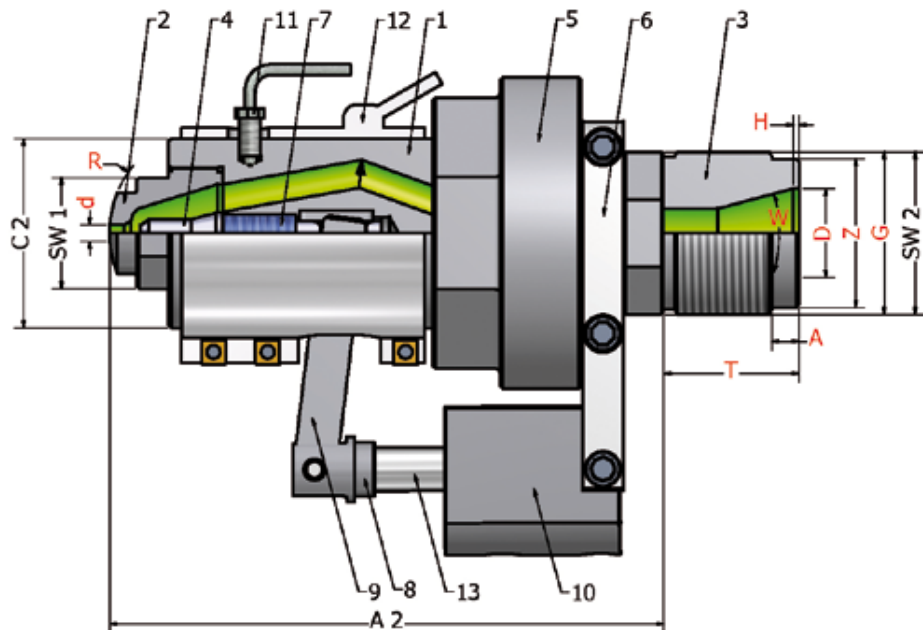
### - features:

- modular design
- nozzle complete with suitable heater and thermocouple
- max. injection pressure up to appr. 2500 bar
- customer specific design
- optimum rheological design

## Dimensions

datas and standard dimensions (mm)		NVI	NVII	NVIII
screw diameter*	mm	up to appr. 35	appr. 30 - 80	from appr. 70
max. injection pressure	bar	2.500	2.500	2.500
length	A2	205	210	225
head diameter	C1	30	30	40
base diameter	C2	60	70	80
head hexagon	SW1	32	41	46
adapter hexagon	SW2	60	60	80

- 1 nozzle base
- 2 nozzlehead
- 3 adapter
- 4 needle
- 5 nut
- 6 cylinder clamp
- 7 needle guide
- 8 lever clamp
- 9 lever
- 10 cylinder
- 11 thermocouple
- 12 heater
- 13 piston

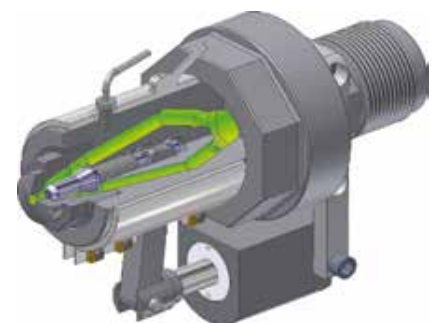


required dimensions (mm)		required informations		
machine thread	G		material (MFI)	
T/ A/ D/ Z/ W°/ H		specify if required	shot weight	gr.
drill	d		melt temperature	C°
radius / surface	R		injection time	sec
			injection pressure (specific)	bar
			machine type	
			screw diameter	mm

### additional options:

- nozzle head with dip nozzle
- nozzle body with internal thread
- with filtration
- with mixing insert
- etc.

needle



## OFS-shut-off nozzle type FV



### OFS-shut-off nozzle type FV:

The OFS-shut-off nozzle is spring operated and is open through the injection-pressure. At a specific pressure of appr. 200 bar, the nozzle is opened and the needle gives the flow canal free.

The OFS-shut-off nozzle is suitable for all thermo-plastic materials. The choice of the nozzle-type depends on the injection rate and the screw diameter.

#### - nozzle sizes:

The OFS-shut-off nozzle is available in 3 sizes. For selection, the following data can be used:

**type FVI** → screw diameter up to appr. 20 mm

**type FVII** → screw diameter appr. 18 – 50 mm

**type FVIII** → screw diameter appr. 50 – 100 mm

#### - features:

- opening pressure appr. 200 bar
- temperature resistance of the spring up to appr. 350°C / 450°C
- high resistance against abrasion and corrosion
- nozzle complete with suitable heater and thermo-couple

### Advantages:

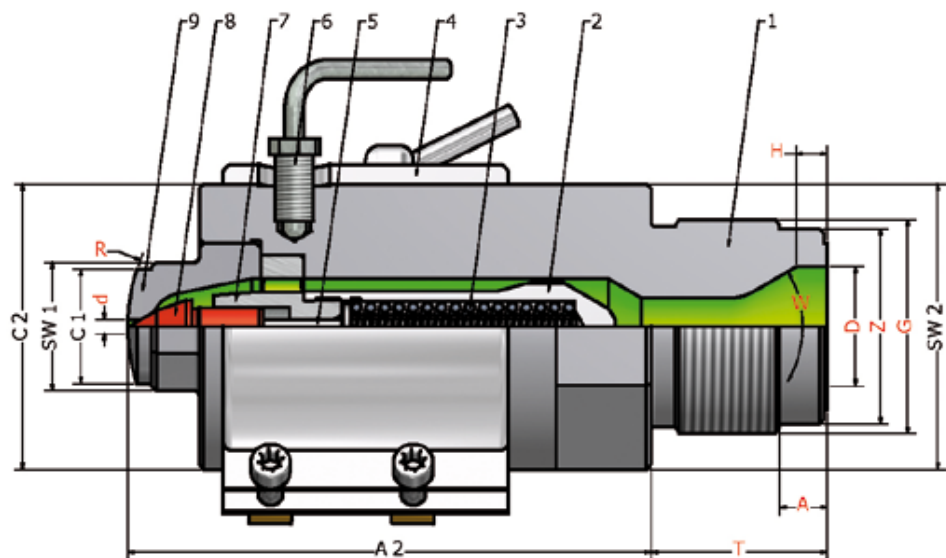
1. shorter cycle times
2. higher process security at the injection moulding
3. compact and robust construction of the nozzle
4. all parts are exchangeable
5. all spare parts are available
6. easy mounting and disassembly
7. easy handling

## Dimensions

datas and standard dimensions (mm)		FVI	FVII	FVII slim	FVIII
screw diameter	mm	up to appr. 20	18 - 50	18 - 50	50 - 100
max. injection pressure	bar	2.000	2.000	2.000	2.000
length	A2	85	110	110	145
head diameter	C1	17	24	24	30
base diameter	C2	40	60	45	60
head hexagon	SW1	24	27	27	46
base hexagon	SW2	41	60	46	60

\*at PS

- 1 nozzle base
- 2 spring chamber
- 3 spring
- 4 heater
- 5 thrust pin
- 6 thermocouple
- 7 needle guide
- 8 needle
- 9 nozzlehead



required dimensions (mm)		required informations		
machine thread	G		material (MFI)	
T/ A/ D/ Z/ W°/ H		specify if required	shot weight	gr.
drill	d		melt temperature	C°
radius / surface	R		injection time	sec
			injection pressure (specific)	bar
			machine type	
			screw diameter	mm

### additional options:

- with filtration
- nozzlehead with dip nozzle
- nozzlehead with internal thread
- with mixing insert
- etc.

shut-off unit

